

Nine Patch and Rails

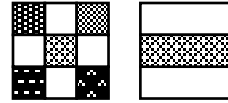

Finished size: 38" x 50"

Block size: 6", 35 blocks (18 Nine Patch, 17 Rails)

Border: 4" wide

Coastal Quilters Guild
Community Quilts

Recipient for 2005 - Hospice of Santa Barbara



Fabrics needed

Light

13 strips 2-1/2" x width of fabric,

Medium to dark

Cut 11 strips 2-1/2" x width of fabric,


Borders

Cut 2 borders 4-1/2" x 30-1/2".

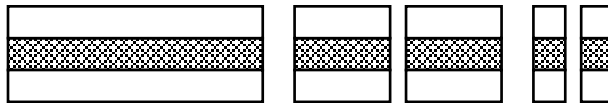
Cut 2 borders 4-1/2" x 50-1/2".

Assembly

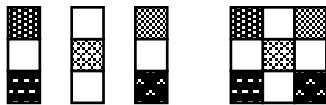
1. Sew together 1 light and 2 dark strips. Make 3 sets. Cut into 36 (2-1/2") units.



2. Sew together 1 dark and 2 light strips. Make 5 sets. Cut into 17 (6-1/2") units and 18 (2-1/2") units.



3. Join the 2-1/2" units to make the 9-patch blocks. Make 18 blocks.



4. Arrange blocks to form pattern.

Refer to the quilt diagram for correct placement.

Sew blocks into rows. Press seams in alternating directions.

Sew rows together. Press seams in alternating directions.

5. Add borders.